



Klamath County Monthly Vaccination Report

Klamath County COVID-19 vaccine surveillance

March 1, 2022

The state's emergency response is transitioning to focus on COVID-19 recovery efforts in the coming months. Vaccine efforts can help protect individuals as well as the community. Progress in Oregon is measured using the following definitions:

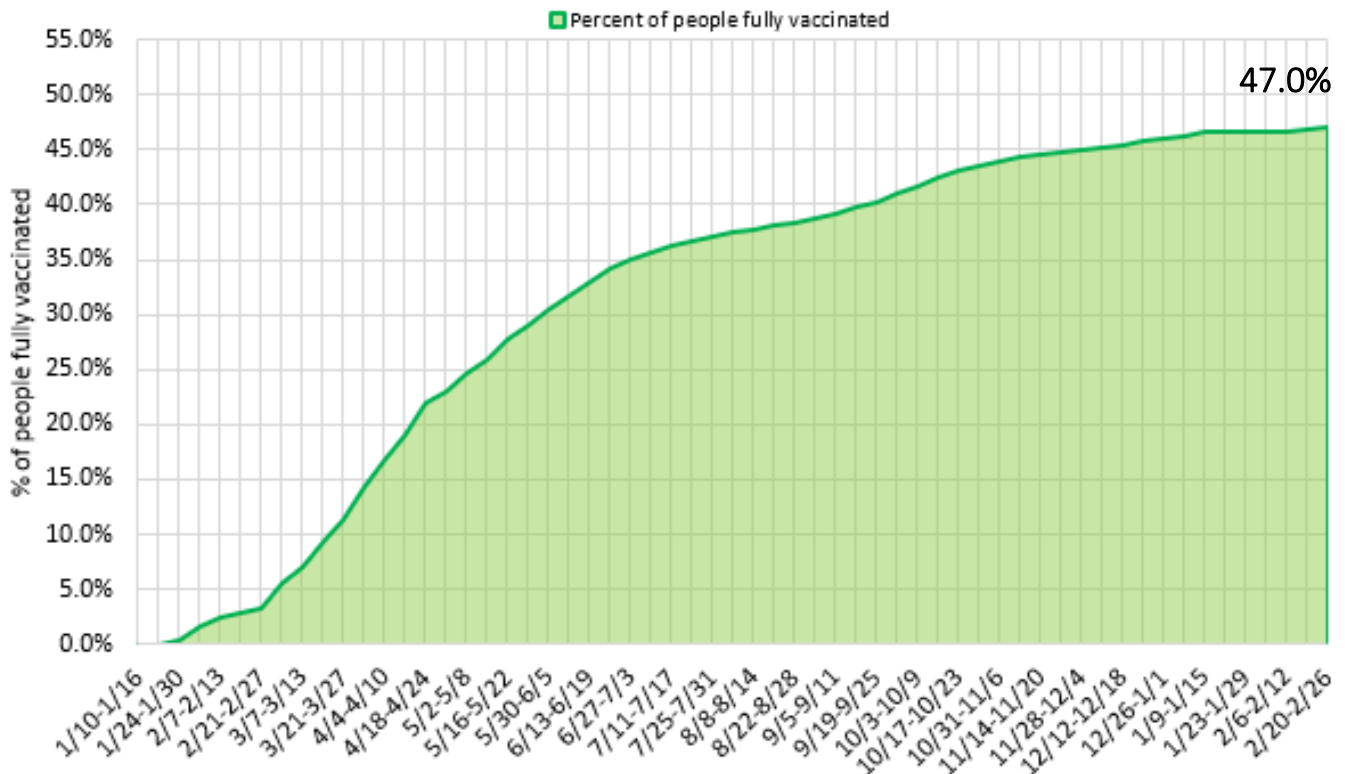
Vaccinated: People who have received at least one dose of any COVID-19 vaccine (Moderna, Pfizer, Johnson & Johnson).

In Progress: People who still need to receive a second dose of the Moderna or Pfizer vaccine.

Series Complete: People who have received two doses of Moderna vaccine, two doses of Pfizer vaccine, or one dose of Johnson & Johnson vaccine.

Fully Vaccinated: People who have received two doses of Moderna vaccine, two doses of Pfizer vaccine, or one dose of Johnson & Johnson vaccine and at least 14 days have passed since the vaccine series completion.

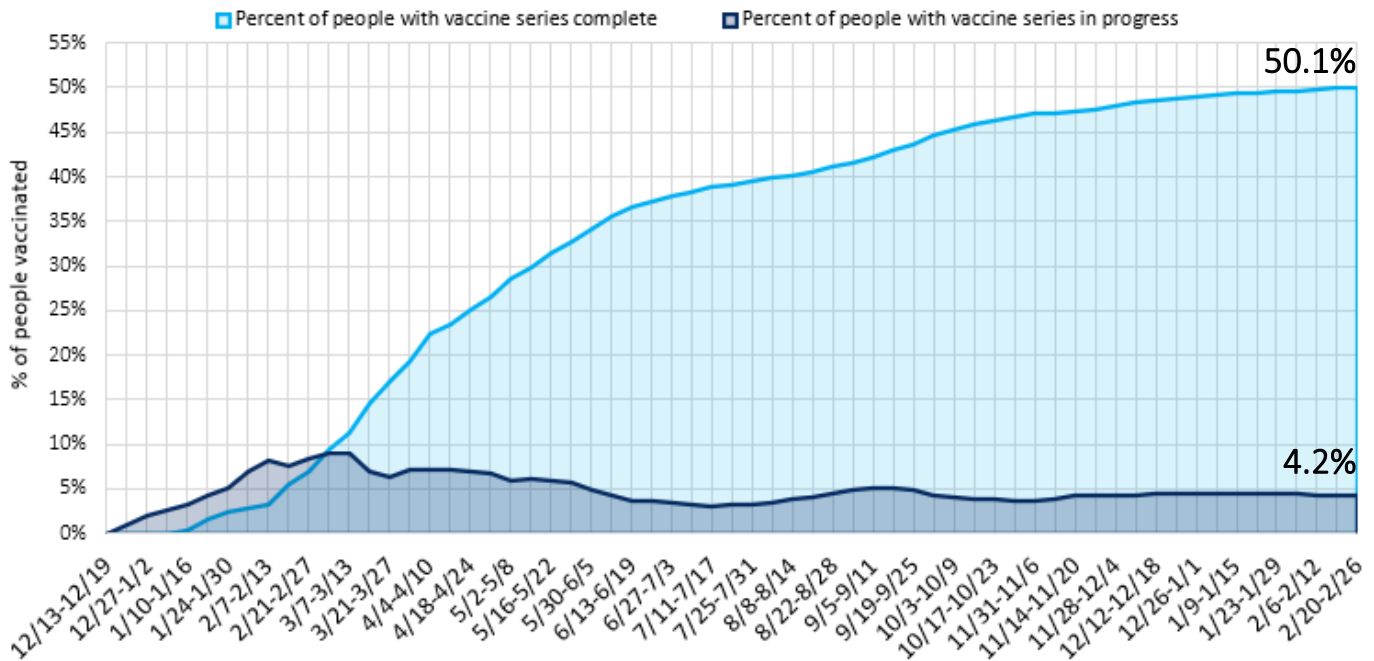
Cumulative percent of Klamath County residents who are fully vaccinated – by week



COVID-19 vaccine data are provisional and subject to change, the data was updated on 2/28/22. More information can be found on the Oregon Health Authority COVID-19 Vaccination Metrics dashboard.

<https://public.tableau.com/app/profile/oregon.health.authority.covid.19/viz/OregonCOVID-19VaccineEffortMetrics/StatewideProgress>

Cumulative percent of Klamath County residents age 5+ who are vaccinated – by week



COVID-19 vaccine data are provisional and subject to change, the data was updated on 2/28/22. More information can be found on the Oregon Health Authority COVID-19 Vaccination Trends dashboard.

<https://public.tableau.com/app/profile/oregon.health.authority.covid.19/viz/OregonCOVID-19VaccinationTrends/OregonStatewideVaccinationTrends>

Klamath County COVID-19 Vaccination Rates by Age, ZIP Code, Race, and Ethnicity

The data below provides insight into Klamath County's COVID-19 vaccination rates by age, city of residence, race, and ethnicity. The data is sent to Klamath County Public Health (KCPH) by the Oregon Health Authority (OHA) and is derived from ALERT ISS data. The data is provisional and subject to change.

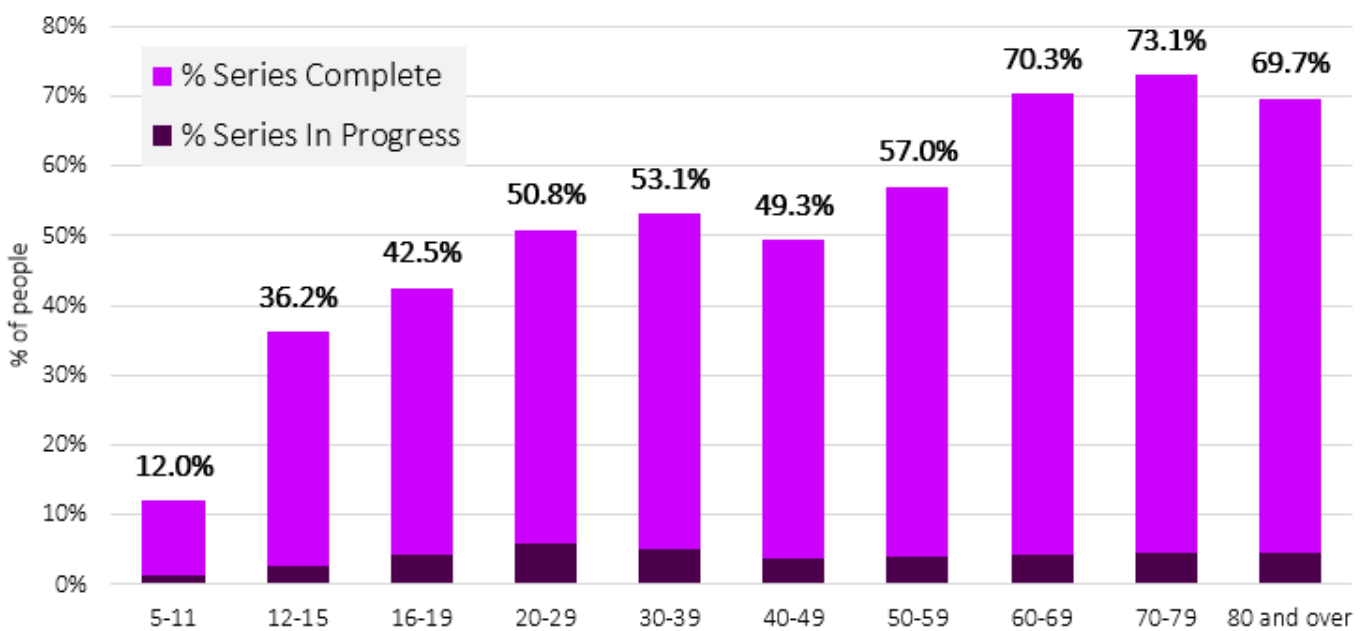
The data below should be used to understand the *progress* Klamath County is making on vaccination of the 12 and older population being vaccinated by age, city of residence, race, and ethnicity. The data provided should also be used to understand gaps in vaccination rates, if we are achieving equity in our vaccination dissemination, and where we need to focus our vaccination efforts.

Klamath County COVID-19 Vaccination Rates by Age and Zip Code

Since the COVID-19 pandemic started, people 60 and older reported higher COVID-19 related hospitalizations and deaths, making people ages 60 and over a high risk group for COVID-19 complications. About 25% of Oregon's population is 60 and older, but approximately 22% of Klamath County's population is 65 years or older; this puts our county at higher risk of COVID-19 complications. **The COVID-19 vaccines can prevent COVID-19 infection, but also COVID-19 related hospitalizations and death ([CDC, 2021](#)).**

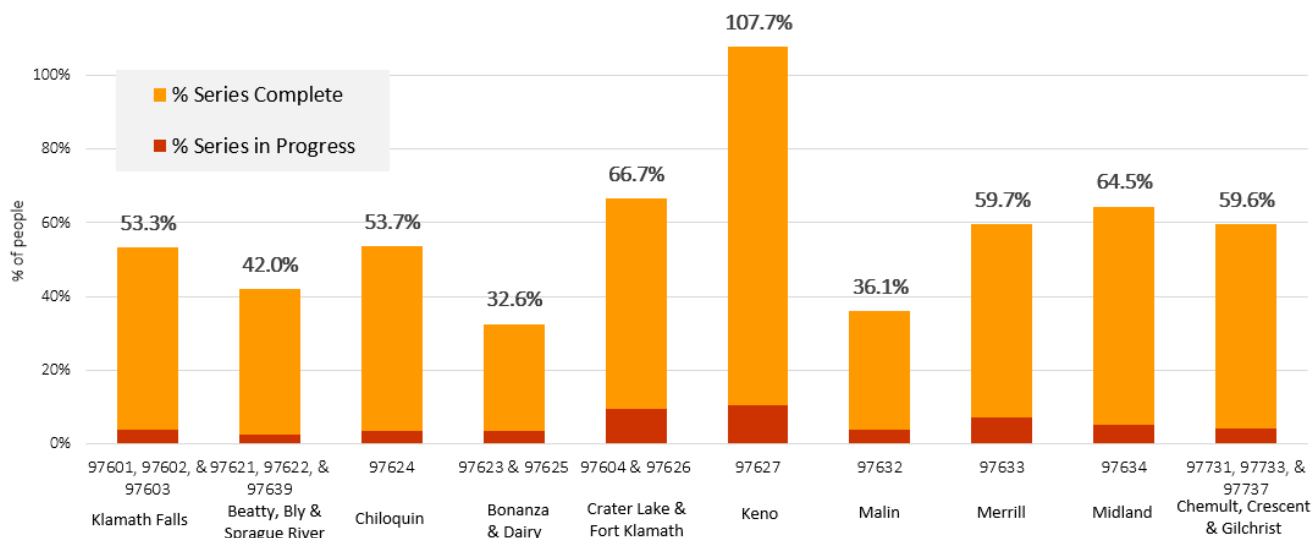
COVID-19 related hospitalizations are being reported for Klamath County residents between the ages of 20 and 59, but at a lower rate than those ages 60 and older overall. What we do know, is people ages 20 to 59 are being infected with COVID-19 at a higher rate than those ages 60 and older. As the new COVID-19 variants begin to circulate, we are seeing an increase in infection among people 19 and younger and an increase in hospitalizations among those ages 20 to 59. This is why it important that all people who are eligible for a COVID-19 vaccine have an opportunity to be vaccinated.

Klamath County residents vaccinated by vaccination status and age



- This data is for vaccinations reported through January 30th, 2022.
- Vaccination rates for ages 60 and older have increased between 0.1% and 0.3%.
- Vaccination rates for ages between 20 to 59 have increased between 0.4% and 0.6%.
- Vaccination rates for ages between 12 to 19 have increased 0.4% and 0.7% respectively.
- Vaccination rate for ages between 5 to 11 have increased 0.6%.
- The age group to see the largest increase since last report was ages 16 to 19 with a 0.6% increase.

Klamath County residents vaccinated by vaccination status and ZIP code



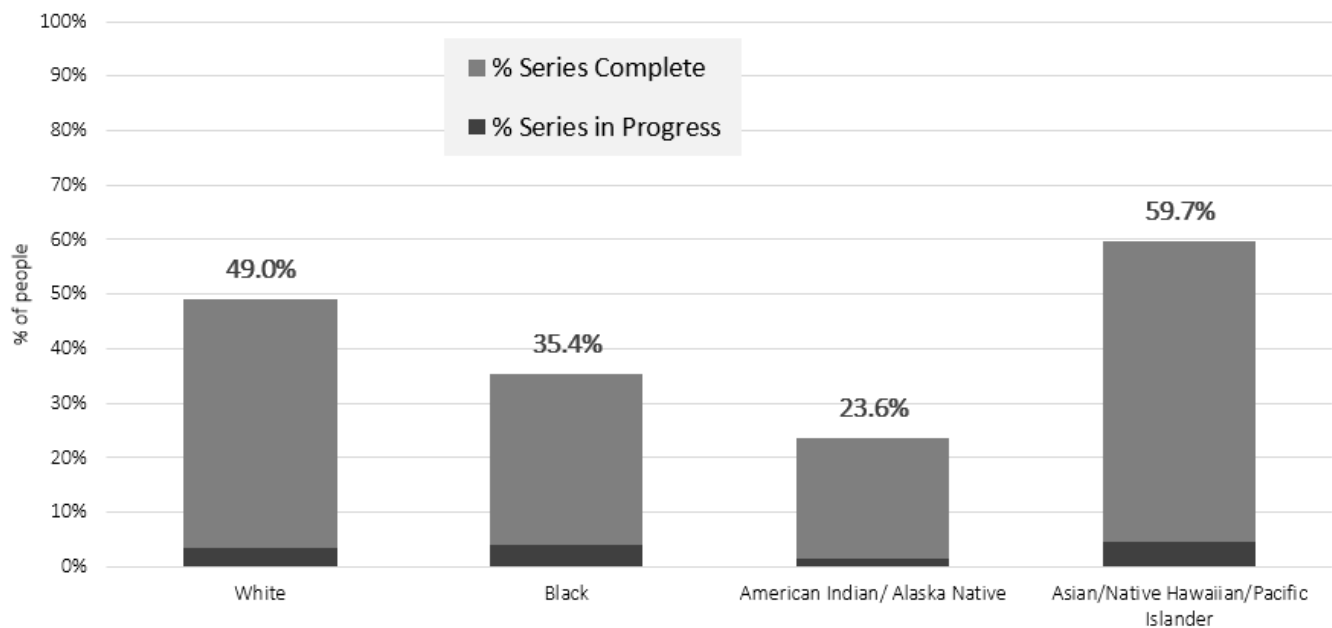
- This data is for vaccinations reported through February 27th, 2022.
- **The population totals used to calculate the percent of each ZIP code are estimated, and there may be more people living in a given ZIP code than is estimated to be. In addition, the count of people vaccinated by ZIP code is based on self-reported addresses, which may not always be a residential address reported.**
- The ZIP code of Keno has the highest vaccination rate of 107.7% (increased 0.3% since last report) in Klamath County, while the ZIP codes of Bonanza & Dairy combined have the lowest rate of 32.6% (increased 0.3% since last report), followed closely by Malin with 36.1% (increased 0.3% since last report).
- The ZIP code with the largest increase in vaccination rate since last report was in Merrill with a 0.9% increase since last report. The ZIP code with the smallest increase since last report was in Midland no increase.
- In Klamath Falls ZIP codes vaccination rates have increased 0.4% since last report, in combined Beatty, Bly & Sprague River rates increased 0.6%, in Chiloquin rates increased 0.6%, in combined Crater Lake & Fort Klamath rates increased 0.5%, and in combined Chemult, Crescent & Gilchrist rates increased 0.5% since last report.

Klamath County COVID-19 Vaccination Rates by Race and Ethnicity

In Oregon and across the nation, people of color are experiencing higher rates of COVID-19 infection. Due to the difference in infection rates between people of color and white populations, we need to ensure equity with vaccine distribution.

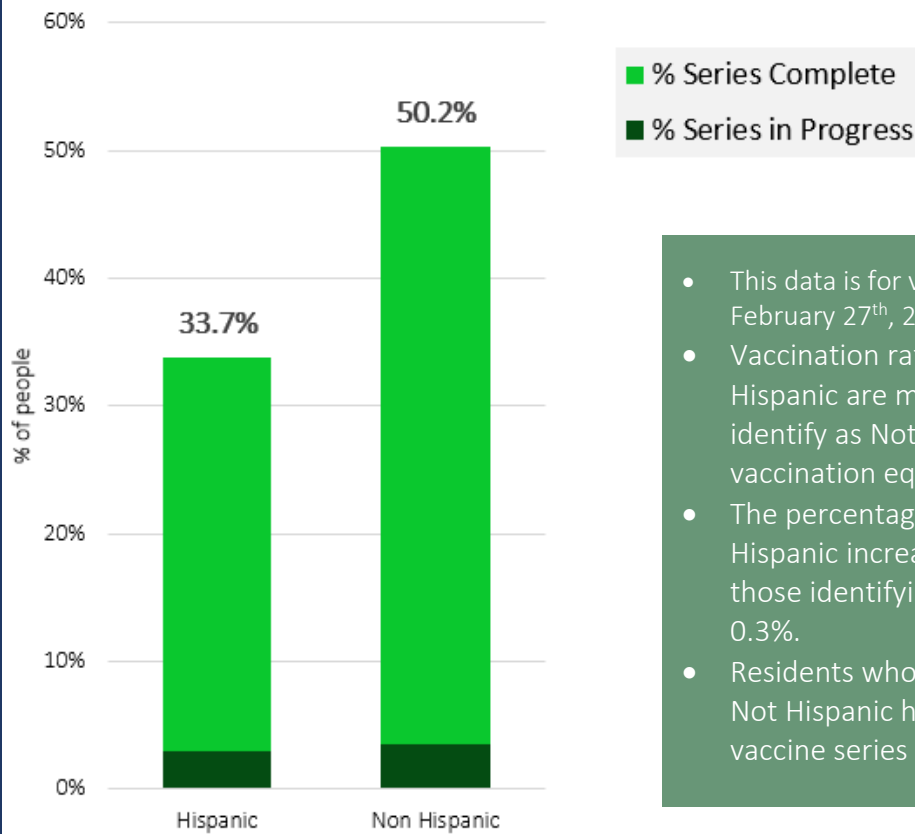
According to U.S. Census 2019 population estimates, 88.4% of people living in Klamath County identify as white and 0.9% identify as Black or African American, 5.0% identify as American Indian and Alaska Native, 1.3% identify as Asian, Native Hawaiian, or Pacific Islander, and 13.8% identify as Hispanic or Latino.

Klamath County residents age 5+ vaccinated by vaccination status and race



- This data is for vaccinations reported through February 27th, 2022.
- Residents who identify as Asian, Native Hawaiian, or Pacific Islander have the highest vaccination rate at 59.7% (increase of 0.6% since last report).
- Residents who identify as American Indian or Alaska Native have the lowest vaccination rate at 23.6% (increase of 0.6% since last report), followed closely by those who identify as Black at 35.4% (no increase since last report).

Klamath County residents age 5+ vaccinated by vaccination status and ethnicity



- This data is for vaccinations reported through February 27th, 2022.
- Vaccination rates for residents identifying as Hispanic are much lower than those who identify as Not Hispanic, indicating vaccination equity efforts are in need.
- The percentage of residents identifying as Hispanic increased 0.4% since last report, those identifying as Not Hispanic increased 0.3%.
- Residents who identify as either Hispanic or Not Hispanic have near equal rates of vaccine series in progress.

Klamath County COVID-19 Vaccination Data Notes:

- The rates for total population, population by age group, and city of residence were calculated using Portland State University 2020 population estimates.
- The rates for race, and ethnicity were calculated using 2020 American Community Survey 5-year demographic estimates for Klamath County, Oregon.
- The vaccination data includes people who received a COVID-19 vaccine with an Oregon address on file in ALERT Immunization Information System (IIS). The ALERT ISS is a statewide, lifespan immunization registry. The data is provisional and subject to change. Due to the varied time between vaccination event and provider reporting into ALERT ISS, the data reported may not include all vaccinations administered within 24 hours.
- Veteran Affairs, Department of Defense and Federal Bureau of Prisons do not report vaccinations to ALERT IIS. The data contained in this report does not include doses from these federal entities nor doses administered out of state.

If you have questions about this report, COVID-19 cases, hospitalizations, and deaths in Klamath County, contact Sarah Kalivoda at SKalivoda@h.co.crook.or.us